15W ELECTROMAGNETIC BRAKE MOTOR

□70㎜ LEAD WIRE TYPE

■ MOTOR

기종명	극수	전압		주파수	정격시간	정격 부하 [Rated Load]				기동 토크		캐패시터	보호 등급	절연 등급	보호 방식
						전류	속도	토크							
Model	Poles	Voltage		Freq.	Duty	Current	Speed	Torque		기종명		Capacitor	Degree of Protection	Insulation Classification	Protected Type
		Phase	(V)	(Hz)		(A)	(r/min)	(kgf · cm)	(mN · m)	(kgf · cm)	(mN · m)	(μF)			
SG7R15GA-E SG7R15DA-E SG7R15SA-E	4	1	100	50	30분 S2(30min)	0.41	1300	1.10	110	1.30	130	7.5 (250V)	IP23	B(130)	T.P.
				60		0.47	1600	0.90	90	1.30	130				
		1	110	60		0.4	1600	0.90	90	1.20	120	6.0 (250V)			
		1	115	60		0.4	1600	0.90	90	1.20	120				
SG7R15GB-E SG7R15DB-E SG7R15SB-E	4	1	200	50	30분 S2(30min)	0.21	1300	1.10	110	1.20	120	1.8 (450V)	IP23	B(130)	T.P.
				60		0.25	1550	0.90	90	1.10	110				
		1	220	50		0.12	1300	1.10	110	1.20	120	1.5 (450V)			
				60		0.22	1600	0.90	90	1.20	120				
		1	230	50		0.21	1300	1.10	110	1.30	130				
				60		0.22	1600	0.90	90	1.30	130				

❖ SG시리즈의 경우 전모델 UL, TÜV, CCC 인증 취득 모델입니다.
❖ 출력 6W 제품은 Impedance Protected, 15~90W 제품은 Thermally Protected 보호 방식입니다.
❖ 전압에 따라 캐패시터가 2종으로 나누어져 있으며, 사용전압이 AC 100V, 200V 인 경우에는 주문 시 별도 요청 부탁드립니다.

■ GEARED MOTOR – 50Hz

감속비 Ratio		5	6	7.5	9	10	12.5	15	18	20	25	30	36	40	50	60	75	90	100	120	150	180	200	250	300	360
기종명 Model	r/min	300	250	200	167	150	120	100	83.3	75.0	60.0	50.0	41.6	37.5	30.0	25.0	20.0	16.6	15.0	12.5	10.0	8.3	7.5	6.0	5.0	4.1
SG7KA□ SG7DA□ SG7SA□	kgf·cm	5.20	6.21	7.80	9.32	10.4	12.9	15.5	18.6	20.7	25.9	29.7	35.6	39.6	49.5	59.3	74.2	89.0	98.9	100	100	100	100	100	100	100
	N·m	0.52	0.62	0.78	0.93	1.04	1.29	1.55	1.86	2.07	2.59	2.97	3.56	3.96	4.95	5.93	7.42	8.90	9.89	10.0	10.0	10.0	10.0	10.0	10.0	10.0

■ GEARED MOTOR – 60Hz

감속비 Ratio		5	6	7.5	9	10	12.5	15	18	20	25	30	36	40	50	60	75	90	100	120	150	180	200	250	300	360
기종명 Model	r/min	360	300	240	200	180	144	120	100	90.0	72.0	60.0	50.0	45.0	36.0	30.0	24.0	20.0	18.0	15.0	12.0	10.0	9.0	7.2	6.0	5.0
SG7KA□ SG7DA□ SG7SA□	kgf·cm	4.20	5.02	6.30	7.53	8.40	10.5	12.6	15.1	16.7	20.9	24.0	28.8	32.0	40.0	48.0	60.0	72.0	80.0	96.0	100	100	100	100	100	100
	N·m	0.42	0.50	0.63	0.75	0.84	1.05	1.26	1.51	1.67	2.09	2.40	2.88	3.20	4.00	4.80	6.00	7.20	8.00	9.60	10.0	10.0	10.0	10.0	10.0	10.0

❖ GEAR HEAD 기종명 중 □은 감속비입니다.
❖ 표의 값은 GEARED MOTOR 의 감속기 허용토크 입니다.
❖ 회전방향은 ■색의 감속비는 MOTOR 방향과 동일한 방향이며, □색의 감속비는 MOTOR 방향과 반대 방향입니다.
❖ 회전 속도는 MOTOR 의 동기 회전수를 기준으로 계산되었습니다. (50Hz : 1500 r/min, 60Hz : 1800 r/min)
실제 회전 속도는 부하의 크기에 따라 2~20% 적습니다.

MOTOR

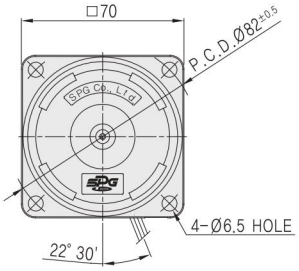

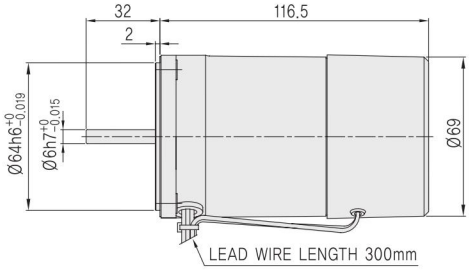

	GEAR TYPE	D-CUT TYPE	STRAIGHT TYPE
	SG7R15G□-E	SG7R15D□-E	SG7R15S□-E
MOTOR 출력축	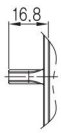	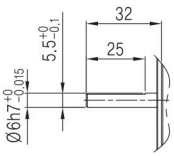	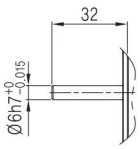

GEARED MOTOR

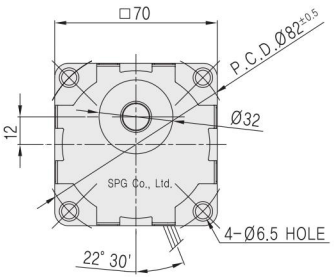

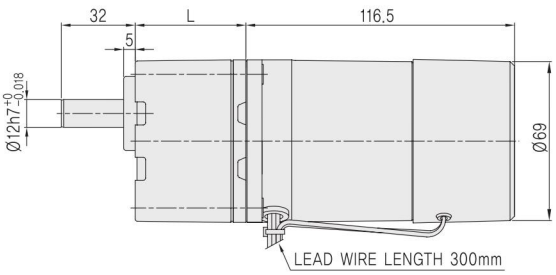

	KEY TYPE		D-CUT TYPE	STRAIGHT TYPE
	SG7KA□		SG7DA□	SG7SA□
GEAR HEAD 출력축	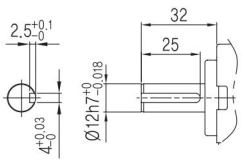	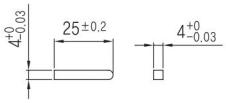	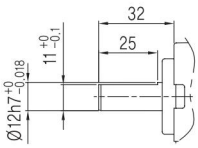	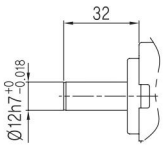

MODEL		GEAR RATIO	L	WEIGHT(kg)
GEAR HEAD	SG7□A□	5~25	43	0.42
		150~360	48	0.52
MOTOR	SG7R15□□-E			1.30